

# **EXTREME**

PROUDLY ALUMINIUM **Boats**



## **795 GAME KING**

A TRUE OFFSHORE WEAPON THAT WILL LEAVE YOUR  
OPTIONS OPEN AND POSSIBILITIES ENDLESS!





## STANDARD FEATURES

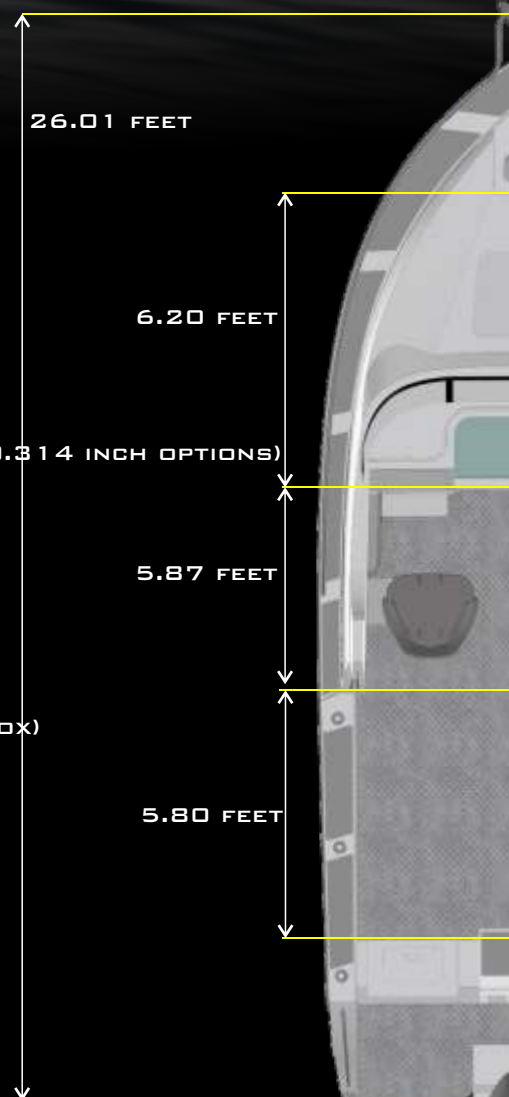
- VHF
- ALUMINIUM BOW SPRIT
- ALUMINIUM ROD HOLDERS
- ALUMINIUM MOULDED BUMP RAIL
- LIVE BAIT TANK WITH WINDOW
- BATTERY SWITCH (TWO WAY)
- BILGE PUMP WITH BILGE GRATE
- BOARDING LADDER
- BONNET ACCESS HATCH
- BOW RAIL
- COUNTER LEVERED SEAT BASES WITH COVERED SEATS (PAIR)
- DASH HANDRAIL
- DIVE PLATFORM HANDRAILS
- EXTREME GRAPHICS
- FLOODING KEEL
- FUEL FILTER
- FULL CABIN SQUABS
- HATCH COVERS
- FULLY WELDED UNDERFLOOR CONSTRUCTION
- PASSENGER HANDRAIL
- SELF DRAINING ANCHOR LOCKER
- SLIDING WINDOWS IN HARDTOP
- TRANSDUCER BRACKET
- TRANSON STORAGE COMPARTMENTS (INCL HATCH COVERS)
- TREADPLATE FLOORING
- TRAILER TIE DOWN LUGS
- TRIM TABS
- WALK THROUGH TRANSON WITH DROP IN DOOR
- WIRING LOOM WITH 2 X 4 WAY SWITCH PANELS
- UNDERFLOOR STORAGE WITH HINGED LID
- 400LTR UNDERFLOOR FUEL TANK (INCL SENDER UNIT)
- DASH TO HOUSE UP TO 16 INCH SCREEN
- HYDRAULIC STEERING KIT
- LINED CABIN
- LARGE BUOYANCY CHAMBERS





## SPECIFICATIONS

- OVERALL LENGTH 26.01 FEET
- BEAM 9.18 FEET
- HULL AND SIDE SKIN THICKNESS 0.197 INCH (0.236/0.314 INCH OPTIONS)
- DECK AND TOP SIDES THICKNESS 0.157 INCH
- DEADRISE 21.0 DEGREES
- RECOMMENDED 200 - 350 HP OUTBOARD
- OVERALL LENGTH ON TRAILER 31.16 FEET
- HEIGHT ON TRAILER 11.15 FEET (INCLUDING ROD HOLDERS)
- WIDTH ON TRAILER 9.18 FEET
- STANDARD TOWING WEIGHT DRY 6393 POUNDS (APPROX)  
INCLUDES ENGINE AND TRAILER
- RATED FOR 8 PEOPLE
- MARINE GRADE ALUMINIUM





# YOUR BOAT - YOUR WAY!

CHOOSE THE SEATING THAT SUITS YOUR BOATING NEEDS,  
AND COMPLIMENT IT WITH OUR WIDE RANGE OF OPTIONAL  
EXTRAS




## SEATING (OPEN)



STANDARD SEAT



BOLSTERED SEAT



CURVED SEATING WITH  
2 DRAWERS



CURVED SEATING FRIDGE/COOKER/SINK READY



FULL LENGTH CURVED SEATING WITH PULL OUT FRIDGE DRAWER, REMOVABLE  
BACKREST AND COOKER/SINK READY OR OPTIONED WITH 2 DRAWERS



FULL LENGTH CURVED  
SEATING - FRIDGE,  
COOKER/SINK READY







## SEATING (ENCLOSED WHEELHOUSE)



**DROP DOWN TABLE SEATING WITH 2 X DRAWERS, REMOVABLE BACKREST AND FLIP UP BED EXTENSION**



**FIXED HELM SEATING  
FRIDGE/SINK/COOKER  
READY**



**HELM SEATING MODULE  
WITH FRIDGE, DRAWER  
AND SEAT/PREP AREA**



**HELMMAN BOLSTERED  
SEAT WITH SHOCKWAVE  
BASE & 2 DRAWERS**



**EXTERNAL WHEELHOUSE  
WALL CHILLBIN SEAT  
WITH BACKREST**



**EXTERNAL WHEELHOUSE  
WALL TOP ENTRY  
SEATING MODULES**



**EXTERNAL WHEELHOUSE  
WALL MODULE FOR GAS  
BOTTLE STORAGE/SINK**





## OPTIONAL EXTRAS



UNDER WATER LED'S



REMOVABLE ROD RACK



DECK WASH



ELECTRIC FLUSHING  
TOILET



GUNNEL MOUNTED  
DROP IN CUP HOLDER



INNER CABLE TRAY  
HAND RAILS



UPHOLSTERED PRIVACY  
CURTAIN



OVER THE SIDE KNEE/  
HAND WASH KIT



LOCKABLE CABIN  
ROLLER DOOR



REMOVABLE REAR  
FOLDING SEAT



TRANSOM MOUNTED  
TUNA TUBES



UPHOLSTERED STONE  
COVER



# OPTIONAL EXTRAS



**SWIM STEP CAGE WITH  
DROP DOWN LADDER  
OR SWINGING GATE**



**MINNKOTA PACKAGE  
WITH BOW RAIL MOD**



**UPHOLSTERED ROLL UP  
REAR WALL WITH  
CLEARS (REMOVABLE)**



**UPHOLSTERED REAR  
POP OUT BIMINI**



**INTERNAL LIGHTING KIT  
(STRIP LIGHT IN FWD CABIN AND  
INNER HARD TOP)**



**ROOF HATCHES**



**HAMMOCK/STORAGE  
BUNK WITH OPTIONAL  
CLIP UP SIDES**



**UPHOLSTERED HARD  
TOP TO TRANSOM ROAD  
COVER**



**BOW MOUNTED  
TELESCOPIC BOARDING  
LADDER**







# SeaDek FLOORING



MOCHO OVER BLACK  
STRAIGHT LINES




DARK GREY OVER STORM  
GREY STRAIGHT LINES



STORM GREY OVER  
BLACK STRAIGHT LINES



MOCHO OVER BLACK  
KING PLANK



DARK GREY OVER BLACK  
STRAIGHT LINES



STORM GREY OVER  
BLACK KING PLANK



COMPLETE TOPSIDES SEADEK KIT



REAR TOPSIDES SEADEK KIT



# BAIT STATIONS



**BAIT STATION WITH 2  
DRAWERS**



**LARGE SINGLE DRAWER  
BAIT STATION**



**STANDARD HOOP STYLE  
BAIT STATION**



**LARGE BOX STYLE  
BAIT STATION**



**SMALL BOX STYLE BAIT  
STATION**





## OPTIONAL EXTRAS

- ☐ AUTO WINCH PACK (RC8)
- ☐ BAIT STATION - HOOP STYLE WITH 4 ROD HOLDERS
- ☐ BAIT STATION - 2 DRAWERS WITH 4 ROD HOLDERS
- ☐ BAIT STATION - SMALL BOX STYLE WITH 4 ROD HOLDERS
- ☐ BAIT STATION - LARGE BOX STYLE WITH 4 ROD HOLDERS
- ☐ LOCKABLE CABIN ROLLER DOOR
- ☐ DECK WASH
- ☐ FUSION STEREO PACK WITH 2 SPEAKERS
- ☐ MINN KOTA PACKAGE INCL BOW RAIL MODIFICATION
- ☐ OUTRIGGERS
- ☐ ROPE AND CHAIN ANCHOR PACK
- ☐ TOILET - ELECTRIC FLUSHING
- ☐ TUNA TUBES
- ☐ WIPER
- ☐ CAGE ON SWIM STEP
- ☐ WHEELHOUSE WALL WITH LOCKABLE DOOR
- ☐ SHOWER/TOILET CUBICLE

## PAINT

- ☐ NYALIC COMPLETE
- ☐ PAINT SOLID HULL/NYALIC TOP
- ☐ PAINT METALLIC HULL/SOLID TOP
- ☐ PAINT SOLID HULL/METALLIC TOP
- ☐ PAINT 1 SOLID COLOUR
- ☐ PAINT 2 SOLID COLOURS
- ☐ PAINT 1 METALLIC COLOUR
- ☐ PAINT 2 METALLIC COLOURS

## SEATING/UPHOLSTERY

- ☐ BOLSTERED SEAT UPGRADE (PAIR)
- ☐ WHEELHOUSE DROP DOWN TABLE SEATING WITH TWO DRAWERS AND REMOVABLE BACKREST (PORT)
- ☐ WHEELHOUSE CABIN SEATING FRIDGE/COOKER READY WITH 85L FRIDGE (STARBOARD)
- ☐ WHEELHOUSE CABIN SEATING FRIDGE/COOKER READY WITH DRAWER STORAGE
- ☐ CURVED SEATING FRIDGE/COOKER READY (BUILT IN)
  - ☐ PORT ☐ STARBOARD
- ☐ CURVED SEATING WITH 2 DRAWERS (BUILT IN)
  - ☐ PORT ☐ STARBOARD
- ☐ PRIVACY CURTAIN WITH ZIP
- ☐ EXTERNAL WHEELHOUSE WALL TOP ENTRY SEAT
  - ☐ PORT ☐ STARBOARD
- ☐ ROAD COVER (HARD TOP TO TRANSOM)
- ☐ WEEKENDER COVER INCLUDING WINDOW
- ☐ STONE CHIP COVER

## SEADEK FLOORING

- ☐ COMPLETE FLOORING WITH FOOTRESTS, TOILET WELL AND SWIMSTEP
- ☐ COMPLETE TOPSIDES WITH FOOTRESTS AND TRANSOM (BLACK EMBOSSED)
- ☐ REAR HALF TOPSIDES WITH FOOTRESTS AND TRANSOM (BLACK EMBOSSED)

## COLOUR

- ☐ STORM GREY OVER BLACK
- ☐ STORM GREY OVER DARK GREY
- ☐ MOCHA OVER BLACK
- ☐ DARK GREY OVER BLACK
- ☐ DARK GREY OVER STORM GREY

## STLYE

- ☐ PLAIN ☐ BORDER
- ☐ STRAIGHT LINES ☐ KING PLANK

## TRAILER

- ☐ TRIPLE AXLE ALLOY TRAILER (BRAKED)
- ☐ GUIDE POLES







REPUTATION - NZ'S MOST AWARDED ALUMINIUM BOAT



BUILD INTEGRITY - CPC CERTIFIED



SAFETY - UNDERFLOOR BUOYANCY CHAMBERS



STABLE - SELF FLOODING KEEL



QUALITY - BUILT FROM START TO FINISH ON SITE



DRY - LARGE REVERSE CHINES



NEW ZEALAND'S MOST AWARDED ALUMINIUM BOATS

[WWW.EXTREMEBOATS.CO.NZ](http://WWW.EXTREMEBOATS.CO.NZ)